

Assessment of the development in comparison to: 'Sustainable Urban Housing: Design Standards for New Apartments Guidelines for Planning Authorities. Department of Housing, July 2023'.

## Total blocks A-D

	Block	Max height (storeys)	1-bed	2-bed	2-bed duplex	3-bed	3-bed duplex	Total
Apartment blocks	A	5	5	27	-	2	-	34
	B	5	5	25	-	3	-	33
	C	4	5	16	-	3	-	24
	D	4	4	21	-	3	-	28
			19	89	0	11	0	119

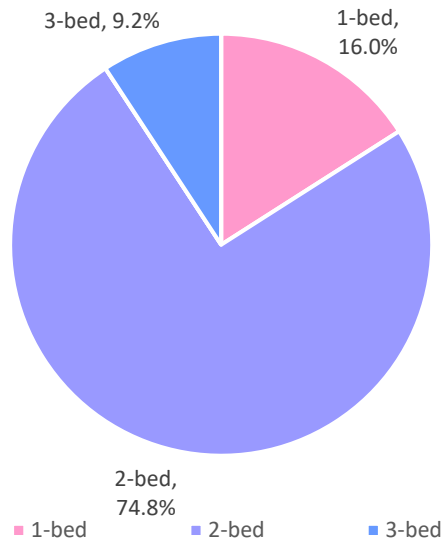
## Total blocks E-H

	Block	Max height (storeys)	1-bed	2-bed	2-bed duplex	3-bed	3-bed duplex	Total
Duplex apartments	E	3	1	6	6	2	1	16
	F	3	1	4	0	2	5	12
	G	3	2	6	5	1	1	15
	H	4	9	17	0	2	4	32
			13	33	11	7	11	75

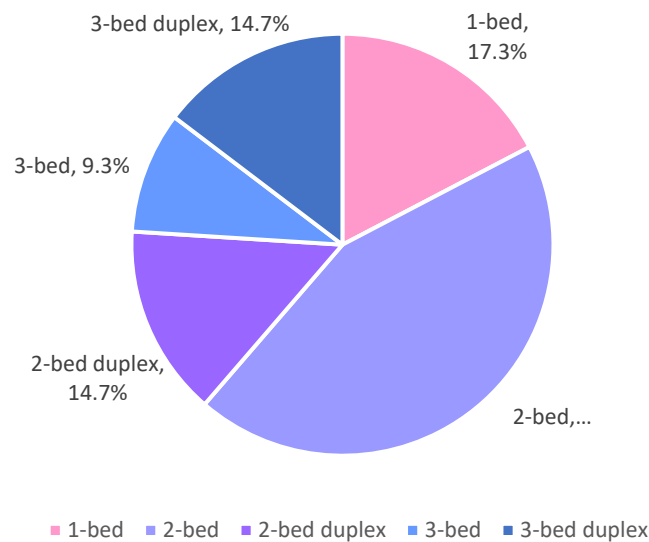
## Total entire site

Block	Max height (storeys)	1-bed	2-bed	2-bed duplex	3-bed	3-bed duplex	Total
		32	122	11	18	11	194

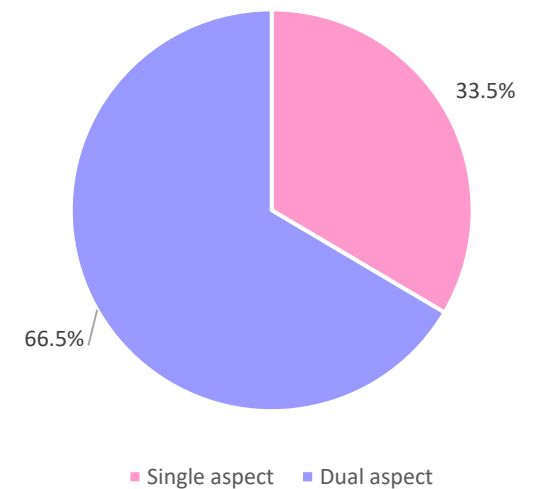
**Blocks A-D unit mix (apartment blocks)**



**Blocks E-H unit mix (duplex apartments)**



**Blocks A-H Single / dual aspect ratio**

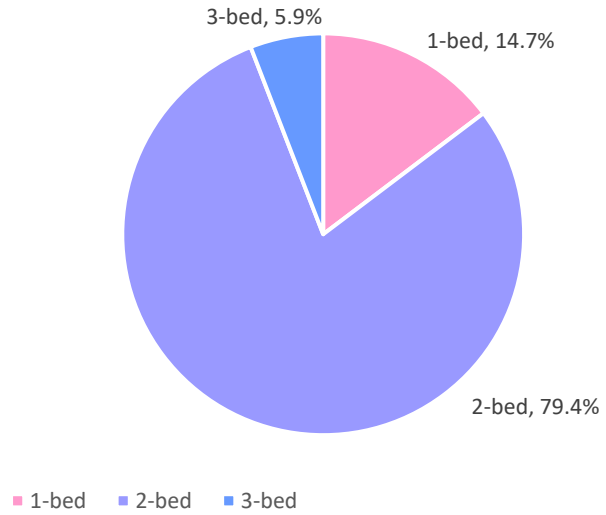


## Block A

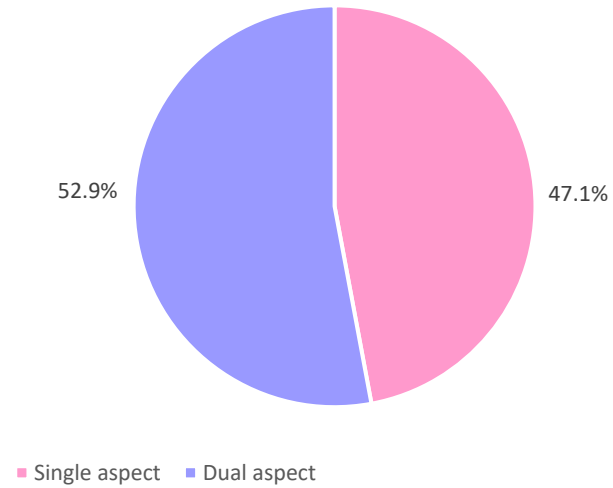
Level	Unit number	Unit type	Unit area required (m <sup>2</sup> )	Actual unit area (m <sup>2</sup> )	10% over minimum area (Y/N)	Dual aspect (Y/N)	Aspect	Bedrooms	Aggregate bedroom area required (m <sup>2</sup> )	Actual aggregate bedroom area (m <sup>2</sup> )	Kitchen/living room area required (m <sup>2</sup> )	Actual kitchen/living room area (m <sup>2</sup> )	Living room width required (m)	Actual Living room width (m)	Storage area required (m <sup>2</sup> )	Actual storage area (m <sup>2</sup> )	Private amenity space required (m <sup>2</sup> )	Actual private amenity space (m <sup>2</sup> )
GF	A.0.1	3-bed	90	110.3	Y	Y	E/S	3	31.5	36.3	34	37.8	3.8	4.7	9	10.5	9	40.4
	A.0.2	2-bed	73	73.1	N	N	W	2	24.4	24.5	30	30.3	3.6	4.2	6	7.7	7	22.2
	A.0.3	2-bed	73	73.1	N	N	W	2	24.4	24.5	30	30.3	3.6	4.2	6	7.7	7	22.2
	A.0.4	1-bed	45	52.2	Y	N	W	1	11.4	12.3	23	26.5	3.3	3.9	3	4.2	5	16.1
	A.0.5	3-bed	90	115.3	Y	Y	E/W	3	31.5	40.4	30	40.0	3.8	5.6	9	11.7	9	30.0
	A.0.6	2-bed	73	73.1	N	N	E	2	24.4	24.4	30	30.3	3.6	4.2	6	7.7	7	19.2
1F	A.1.1	1-bed	45	52.0	Y	N	E	1	11.4	12.3	23	26.4	3.3	3.9	3	4.2	5	16.5
	A.1.2	2-bed	73	78.3	N	Y	E/S	2	24.4	24.5	30	34.8	3.6	4.0	6	8.6	7	15.4
	A.1.3	2-bed	73	78.3	N	Y	W/S	2	24.4	24.5	30	34.8	3.6	4.0	6	8.6	7	10.4
	A.1.4	2-bed	73	73.1	N	N	W	2	24.4	24.5	30	30.3	3.6	4.2	6	7.7	7	8.0
	A.1.5	2-bed	73	73.1	N	N	W	2	24.4	24.5	30	30.3	3.6	4.2	6	7.7	7	8.0
	A.1.6	2-bed	73	73.0	N	Y	E/W/N	2	24.4	24.5	30	30.7	3.6	4.2	6	7.5	7	8.5
	A.1.7	2-bed	73	73.0	N	Y	E/N	2	24.4	24.4	30	30.3	3.6	4.2	6	7.7	7	10.2
2F	A.2.1	1-bed	45	52.0	Y	N	E	1	11.4	12.3	23	26.4	3.3	3.9	3	4.2	5	7.2
	A.2.2	2-bed	73	78.3	N	Y	E/S	2	24.4	24.5	30	34.8	3.6	4.0	6	8.6	7	7.8
	A.2.3	2-bed	73	78.3	N	Y	W/S	2	24.4	24.5	30	34.8	3.6	4.0	6	8.6	7	7.8
	A.2.4	2-bed	73	73.1	N	N	W	2	24.4	24.5	30	30.3	3.6	4.2	6	7.7	7	8.0
	A.2.5	2-bed	73	73.1	N	N	W	2	24.4	24.5	30	30.3	3.6	4.2	6	7.7	7	8.0
	A.2.6	2-bed	73	73.0	N	Y	E/W/N	2	24.4	24.5	30	30.7	3.6	4.3	6	7.5	7	8.7
	A.2.7	2-bed	73	73.0	N	Y	E/N	2	24.4	24.4	30	30.3	3.6	4.2	6	7.7	7	10.2
3F	A.3.1	1-bed	45	52.0	Y	N	E	1	11.4	12.3	23	26.4	3.3	3.9	3	4.2	5	7.5
	A.3.2	2-bed	73	78.3	N	Y	E/S	2	24.4	24.5	30	34.8	3.6	4.0	6	8.6	7	8.0
	A.3.3	2-bed	73	78.3	N	Y	W/S	2	24.4	24.5	30	34.8	3.6	4.0	6	8.6	7	8.0
	A.3.4	2-bed	73	73.1	N	N	W	2	24.4	24.5	30	30.3	3.6	4.2	6	7.7	7	8.0
	A.3.5	2-bed	73	73.1	N	N	W	2	24.4	24.4	30	30.3	3.6	4.2	6	7.7	7	8.0

Level	Unit number	Unit type	Unit area required (m <sup>2</sup> )	Actual unit area (m <sup>2</sup> )	10% over minimum area (Y/N)	Dual aspect (Y/N)	Aspect	Bedrooms	Aggregate bedroom area required (m <sup>2</sup> )	Actual aggregate bedroom area (m <sup>2</sup> )	Kitchen/living room area required (m <sup>2</sup> )	Actual kitchen/living room area (m <sup>2</sup> )	Living room width required (m)	Actual Living room width (m)	Storage area required (m <sup>2</sup> )	Actual storage area (m <sup>2</sup> )	Private amenity space required (m <sup>2</sup> )	Actual private amenity space (m <sup>2</sup> )
	A.3.6	2-bed	73	73.1	N	Y	E/W/N	2	24.4	24.5	30	30.7	3.6	4.3	6	7.5	7	8.7
	A.3.7	2-bed	73	73.0	N	Y	E/N	2	24.4	24.4	30	30.3	3.6	4.2	6	7.7	7	10.2
4F	A.4.1	1-bed	45	52.0	Y	N	E	1	11.4	12.2	23	26.4	3.3	3.9	3	4.2	5	7.3
	A.4.2	2-bed	73	78.3	N	Y	E/S	2	24.4	24.4	30	34.8	3.6	4.0	6	8.6	7	8.0
	A.4.3	2-bed	73	78.3	N	Y	W/S	2	24.4	24.4	30	34.8	3.6	4.0	6	8.6	7	8.0
	A.4.4	2-bed	73	73.1	N	N	W	2	24.4	24.4	30	30.3	3.6	4.2	6	7.7	7	8.0
	A.4.5	2-bed	73	73.1	N	N	W	2	24.4	24.4	30	30.3	3.6	4.2	6	7.7	7	8.0
	A.4.6	2-bed	73	73.0	N	Y	E/W/N	2	24.4	24.4	30	30.7	3.6	4.3	6	7.5	7	8.7
	A.4.7	2-bed	73	73.0	N	Y	E/N	2	24.4	24.4	30	30.3	3.6	4.2	6	7.7	7	10.2

### Block A - Unit mix



### Block A - Single/ dual aspect ratio

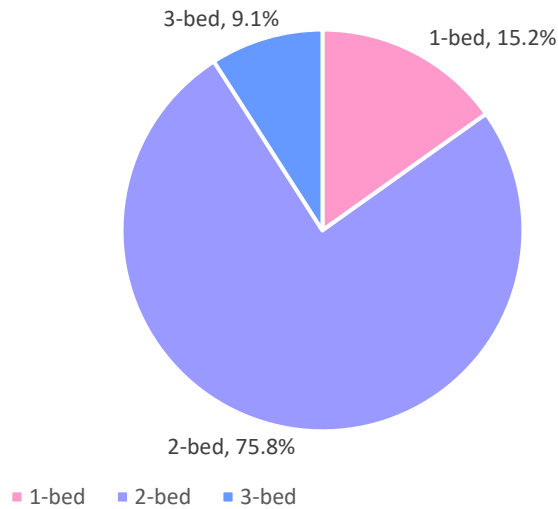


## Block B

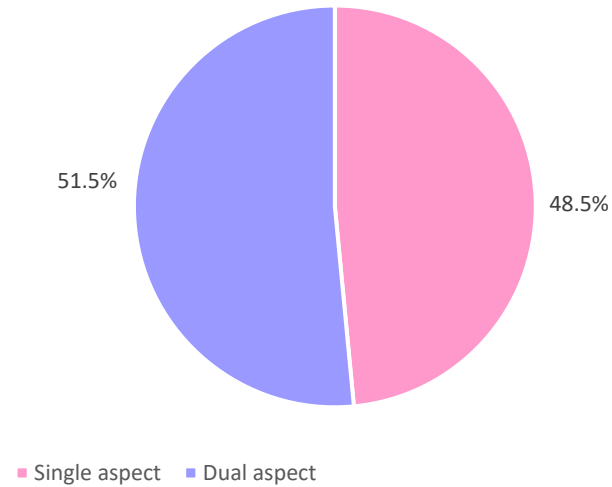
Level	Unit number	Unit type	Unit area required (m <sup>2</sup> )	Actual unit area (m <sup>2</sup> )	10% over minimum area (Y/N)	Dual aspect (Y/N)	Aspect	Bedrooms	Aggregate bedroom area required (m <sup>2</sup> )	Actual aggregate bedroom area (m <sup>2</sup> )	Kitchen/living room area required (m <sup>2</sup> )	Actual kitchen/living room area (m <sup>2</sup> )	Living room width required (m)	Actual Living room width (m)	Storage area required (m <sup>2</sup> )	Actual storage area (m <sup>2</sup> )	Private amenity space required (m <sup>2</sup> )	Actual private amenity space (m <sup>2</sup> )
GF	B.0.1	2-bed	73	73.1	N	N	E	2	24.4	24.4	30	30.6	3.6	4.2	6	7.7	7	20.3
	B.0.2	3-bed	90	115.0	Y	Y	E/W	3	31.5	40.5	34	40.8	3.8	4.3	9	10.4	9	25.7
	B.0.3	1-bed	45	52.2	Y	N	W	1	11.4	12.3	23	26.8	3.3	3.9	3	4.2	5	15.2
	B.0.4	2-bed	73	73.1	N	N	W	2	24.4	24.5	30	30.6	3.6	4.2	6	7.7	7	21.3
	B.0.5	2-bed	73	73.1	N	N	W	2	24.4	24.5	30	30.6	3.6	4.2	6	7.7	7	21.3
	B.0.6	3-bed	90	105.1	Y	N	W	3	31.5	40.1	34	37.4	3.8	4.3	9	10.3	9	20.0
	B.0.7	3-bed	90	104.5	Y	N	E	3	31.5	36.6	34	39.7	3.8	5.4	9	10.9	9	11.8
1F	B.1.1	2-bed	73	73.0	N	Y	E/S	2	24.4	24.4	30	30.3	3.6	4.2	6	7.7	7	17.1
	B.1.2	2-bed	73	73.1	N	Y	E/W/S	2	24.4	24.4	30	30.3	3.6	4.2	6	7.7	7	8.6
	B.1.3	2-bed	73	73.1	N	N	W	2	24.4	24.4	30	30.3	3.6	4.2	6	7.7	7	7.9
	B.1.4	2-bed	73	73.1	N	N	W	2	24.4	24.4	30	30.3	3.6	4.2	6	7.7	7	7.9
	B.1.5	2-bed	73	78.3	N	Y	W/N	2	24.4	24.4	30	34.8	3.6	4.0	6	8.6	7	8.0
	B.1.6	2-bed	73	78.3	N	Y	E/N	2	24.4	24.5	30	34.7	3.6	4.0	6	8.6	7	8.0
	B.1.7	1-bed	45	52.1	Y	N	E	1	11.4	12.2	23	26.5	3.3	3.9	3	4.2	5	12.8
2F	B.2.1	2-bed	73	73.0	N	Y	E/S	2	24.4	24.4	30	30.3	3.6	4.2	6	7.7	7	10.3
	B.2.2	2-bed	73	73.1	N	Y	E/W/S	2	24.4	24.4	30	30.3	3.6	4.2	6	7.7	7	7.4
	B.2.3	2-bed	73	73.1	N	N	W	2	24.4	24.4	30	34.3	3.6	4.2	6	7.7	7	7.8
	B.2.4	2-bed	73	73.1	N	N	W	2	24.4	24.4	30	30.3	3.6	4.2	6	7.7	7	7.8
	B.2.5	2-bed	73	78.3	N	Y	W/N	2	24.4	24.4	30	34.8	3.6	4.0	6	8.6	7	7.7
	B.2.6	2-bed	73	78.3	N	Y	E/N	2	24.4	24.5	30	34.7	3.6	4.0	6	8.6	7	7.7
	B.2.7	1-bed	45	52.1	Y	N	E	1	11.4	12.2	23	26.5	3.3	3.9	3	4.2	5	7.5
3F	B.3.1	2-bed	73	73.0	N	Y	E/S	2	24.4	24.4	30	30.3	3.6	4.2	6	7.7	7	10.2
	B.3.2	2-bed	73	73.1	N	Y	E/W/S	2	24.4	24.4	30	30.3	3.6	4.2	6	7.7	7	7.4
	B.3.3	2-bed	73	73.1	N	N	W	2	24.4	24.4	30	30.3	3.6	4.2	6	7.7	7	7.8
	B.3.4	2-bed	73	73.1	N	N	W	2	24.4	24.4	30	30.3	3.6	4.2	6	7.5	7	7.8
	B.3.5	2-bed	73	78.3	N	Y	W/N	2	24.4	24.4	30	34.8	3.6	4.0	6	8.6	7	7.9
	B.3.6	2-bed	73	78.3	N	Y	E/N	2	24.4	24.5	30	34.7	3.6	4.0	6	8.6	7	7.9
	B.3.7	1-bed	45	52.1	Y	N	E	1	11.4	12.2	23	26.5	3.3	3.9	3	4.2	5	7.5

Level	Unit number	Unit type	Unit area required (m <sup>2</sup> )	Actual unit area (m <sup>2</sup> )	10% over minimum area (Y/N)	Dual aspect (Y/N)	Aspect	Bedrooms	Aggregate bedroom area required (m <sup>2</sup> )	Actual aggregate bedroom area (m <sup>2</sup> )	Kitchen/living room area required (m <sup>2</sup> )	Actual kitchen/living room area (m <sup>2</sup> )	Living room width required (m)	Actual Living room width (m)	Storage area required (m <sup>2</sup> )	Actual storage area (m <sup>2</sup> )	Private amenity space required (m <sup>2</sup> )	Actual private amenity space (m <sup>2</sup> )
4F	B.4.1	2-bed	73	73.0	N	Y	E/S	2	24.4	24.4	30	30.3	3.6	4.2	6	7.7	7	10.1
	B.4.2	2-bed	73	73.1	N	Y	E/W/S	2	24.4	24.4	30	30.3	3.6	4.2	6	7.7	7	7.5
	B.4.3	2-bed	73	73.1	N	N	W	2	24.4	24.4	30	30.3	3.6	4.2	6	7.7	7	7.8
	B.4.4	2-bed	73	73.1	N	Y	W/N	2	24.4	24.4	30	30.3	3.6	4.2	6	7.7	7	7.8
	B.4.5	1-bed	45	52.1	Y	Y	E/N	1	11.4	12.2	23	26.5	3.3	3.9	3	4.2	5	7.5

**Block B - Unit mix**



**Block B - Single / dual aspect ratio**

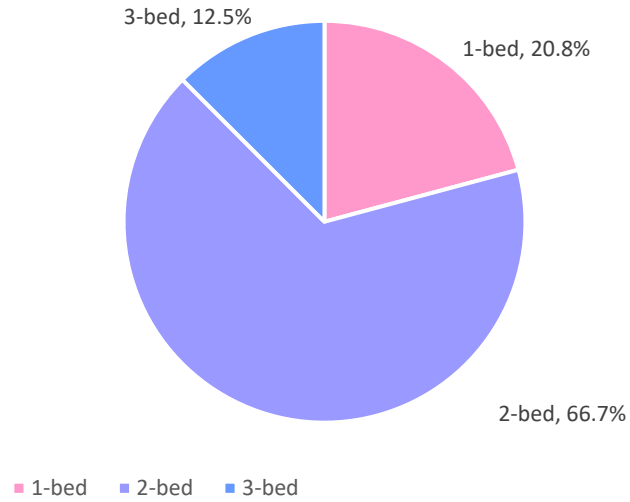


## Block C

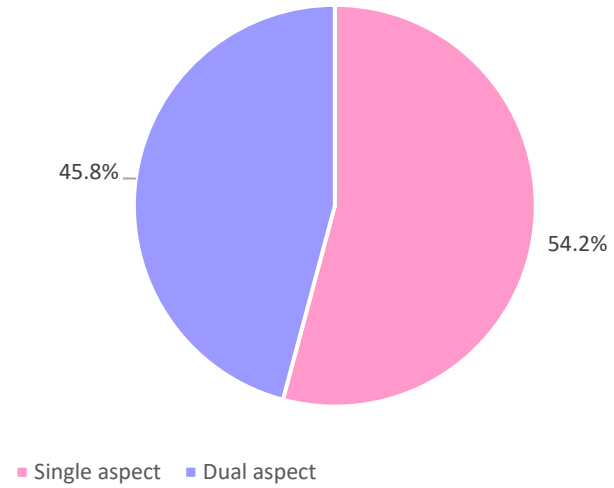
Level	Unit number	Unit type	Unit area required (m <sup>2</sup> )	Actual unit area (m <sup>2</sup> )	10% over minimum area (Y/N)	Dual aspect (Y/N)	Aspect	Bedrooms	Aggregate bedroom area required (m <sup>2</sup> )	Actual aggregate bedroom area (m <sup>2</sup> )	Kitchen/living room area required (m <sup>2</sup> )	Actual kitchen/living room area (m <sup>2</sup> )	Living room width required (m)	Actual Living room width (m)	Storage area required (m <sup>2</sup> )	Actual storage area (m <sup>2</sup> )	Private amenity space required (m <sup>2</sup> )	Actual private amenity space (m <sup>2</sup> )
GF	C.0.1	2-bed	73	73.1	N	N	E	2	24.4	24.4	30	30.6	3.6	4.2	6	7.7	7	17.4
	C.0.2	3-bed	90	103.8	Y	N	E	3	31.5	36.6	34	39.0	3.8	5.1	9	10.9	9	12.7
	C.0.3	3-bed	90	104.2	Y	N	W	3	31.5	38.9	34	37.6	3.8	4.3	9	10.6	9	24.8
	C.0.4	2-bed	73	73.1	N	N	W	2	24.4	24.5	30	30.6	3.6	4.2	6	7.7	7	21.1
	C.0.5	2-bed	73	73.1	N	N	W	2	24.4	24.5	30	30.6	3.6	4.2	6	7.7	7	21.1
	C.0.6	1-bed	45	52.2	Y	N	W	1	11.4	12.2	23	26.8	3.3	6.1	3	4.2	5	15.1
	C.0.7	3-bed	90	119.0	Y	Y	W/N	3	31.5	39.7	34	45.3	3.8	3.9	9	10.8	9	35.5
1F	C.1.1	1-bed	45	52.1	Y	N	E	1	11.4	12.3	23	26.7	3.3	3.9	3	4.2	5	14.4
	C.1.2	2-bed	73	78.3	N	Y	E/S	2	24.4	24.5	30	34.9	3.6	4.0	6	8.6	7	7.9
	C.1.3	2-bed	73	78.3	N	Y	W/S	2	24.4	24.5	30	34.9	3.6	4.0	6	8.6	7	7.9
	C.1.4	2-bed	73	73.1	N	N	W	2	24.4	24.5	30	30.6	3.6	4.2	6	7.7	7	7.8
	C.1.5	2-bed	73	73.1	N	N	W	2	24.4	24.5	30	30.6	3.6	4.2	6	7.7	7	7.8
	C.1.6	2-bed	73	73.1	N	Y	E/W/N	2	24.4	24.5	30	30.6	3.6	4.2	6	7.7	7	10.1
	C.1.7	2-bed	73	73.0	N	Y	E/N	2	24.4	24.4	30	30.6	3.6	4.2	6	7.7	7	17.0
2F	C.2.1	1-bed	45	52.1	Y	N	E	1	11.4	12.3	23	26.7	3.3	3.9	3	4.2	5	7.5
	C.2.2	2-bed	73	78.3	N	Y	E/S	2	24.4	24.5	30	34.9	3.6	4.0	6	8.6	7	7.8
	C.2.3	2-bed	73	78.3	N	Y	W/S	2	24.4	24.5	30	34.9	3.6	4.0	6	8.6	7	7.8
	C.2.4	2-bed	73	73.1	N	N	W	2	24.4	24.5	30	30.6	3.6	4.2	6	7.7	7	7.8
	C.2.5	2-bed	73	73.1	N	N	W	2	24.4	24.4	30	30.6	3.6	4.2	6	7.7	7	7.8
	C.2.6	1-bed	45	57.2	Y	Y	E/N	1	11.4	12.2	23	31.9	3.3	4.6	3	4.2	5	13.4
3F	C.3.1	1-bed	45	52.1	Y	N	E	1	11.4	12.3	23	26.7	3.3	3.9	3	4.2	5	7.5
	C.3.2	2-bed	73	78.2	N	Y	E/S	2	24.4	24.5	30	34.8	3.6	4.0	6	8.6	7	7.9
	C.3.3	2-bed	73	78.2	N	Y	W/S	2	24.4	24.5	30	34.8	3.6	4.0	6	8.6	7	7.9
	C.3.4	2-bed	73	73.1	N	Y	E/N	2	24.4	24.5	30	30.6	3.6	4.2	6	7.7	7	12.3



### Block C - Unit mix



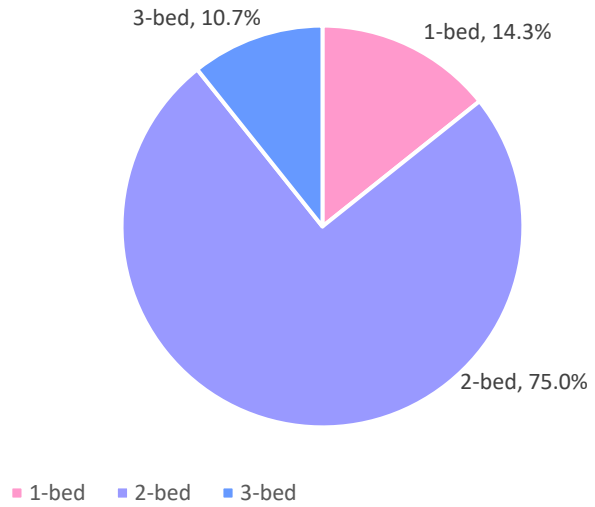
### Block C - Single / dual aspect ratio



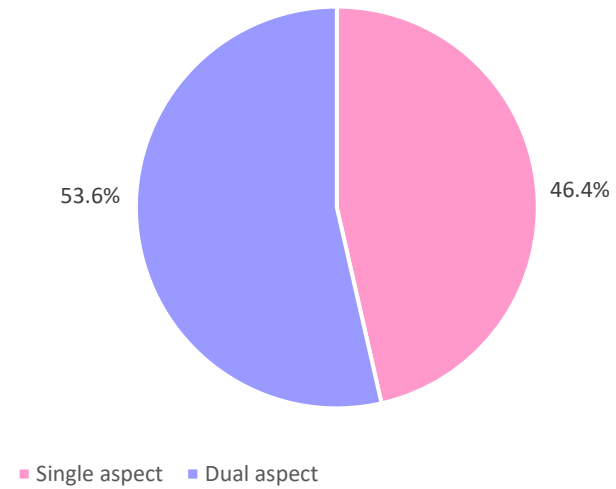
## Block D

Level	Unit number	Unit type	Unit area required (m <sup>2</sup> )	Actual unit area (m <sup>2</sup> )	10% over minimum area (Y/N)	Dual aspect (Y/N)	Aspect	Bedrooms	Aggregate bedroom area required (m <sup>2</sup> )	Actual aggregate bedroom area (m <sup>2</sup> )	Kitchen/living room area required (m <sup>2</sup> )	Actual kitchen/living room area (m <sup>2</sup> )	Living room width required (m)	Actual Living room width (m)	Storage area required (m <sup>2</sup> )	Actual storage area (m <sup>2</sup> )	Private amenity space required (m <sup>2</sup> )	Actual private amenity space (m <sup>2</sup> )
GF	D.0.1	2-bed	73	73.0	N	N	N	2	24.4	24.4	30	30.6	3.6	4.2	6	7.7	7	26.0
	D.0.2	3-bed	90	98.6	N	Y	E/N	3	31.5	34.5	34	34.3	3.8	4.2	9	11.5	9	23.4
	D.0.3	3-bed	90	108.3	Y	Y	E/S	3	31.5	46.0	34	34.4	3.8	5.2	9	10.7	9	51.3
	D.0.4	2-bed	73	73.1	N	N	S	2	24.4	24.5	30	30.6	3.6	4.2	6	7.7	7	25.6
	D.0.5	2-bed	73	73.1	N	N	S	2	24.4	24.5	30	30.6	3.6	4.2	6	7.7	7	25.6
	D.0.6	1-bed	45	52.2	Y	N	S	1	11.4	12.3	23	26.8	3.3	3.9	3	4.2	5	18.3
	D.0.7	3-bed	90	119.2	Y	Y	E/S	3	31.5	40.7	34	45.6	3.8	5.2	9	10.3	9	23.5
1F	D.1.1	1-bed	45	52.0	Y	N	N	1	11.4	12.3	23	26.6	3.3	3.9	3	4.2	5	17.2
	D.1.2	2-bed	73	78.3	N	Y	E/N	2	24.4	24.5	30	34.9	3.6	4.0	6	8.6	7	11.4
	D.1.3	2-bed	73	78.3	N	Y	E/S	2	24.4	24.5	30	34.9	3.6	4.0	6	8.6	7	7.3
	D.1.4	2-bed	73	73.1	N	N	S	2	24.4	24.5	30	30.6	3.6	4.2	6	7.7	7	8.0
	D.1.5	2-bed	73	73.1	N	N	S	2	24.4	24.5	30	30.5	3.6	4.2	6	7.7	7	8.0
	D.1.6	2-bed	73	73.0	N	Y	W/S	2	24.4	24.5	30	30.7	3.6	4.2	6	7.5	7	9.3
	D.1.7	2-bed	73	73.0	N	Y	W/N	2	24.4	24.4	30	30.6	3.6	4.2	6	7.7	7	9.4
2F	D.2.1	1-bed	45	52.0	Y	N	N	1	11.4	12.3	23	26.6	3.3	3.9	3	4.2	5	7.3
	D.2.2	2-bed	73	78.3	N	Y	E/N	2	24.4	24.5	30	34.9	3.6	4.0	6	8.6	7	7.8
	D.2.3	2-bed	73	78.3	N	Y	E/S	2	24.4	24.5	30	34.9	3.6	4.0	6	8.6	7	7.8
	D.2.4	2-bed	73	73.1	N	N	S	2	24.4	24.5	30	30.6	3.6	4.2	6	7.7	7	7.8
	D.2.5	2-bed	73	73.1	N	N	S	2	24.4	24.5	30	30.6	3.6	4.2	6	7.7	7	7.8
	D.2.6	2-bed	73	73.0	N	Y	W/S	2	24.4	24.5	30	30.7	3.6	4.3	6	7.5	7	8.8
	D.2.7	2-bed	73	73.0	N	Y	E/N	2	24.4	24.4	30	30.6	3.6	4.2	6	7.7	7	9.6
3F	D.3.1	1-bed	45	52.0	Y	N	N	1	11.4	12.3	23	26.6	3.3	3.9	3	4.2	5	7.4
	D.3.2	2-bed	73	78.3	N	Y	E/N	2	24.4	24.5	30	34.9	3.6	4.0	6	8.6	7	8.0
	D.3.3	2-bed	73	78.3	N	Y	E/S	2	24.4	24.5	30	34.9	3.6	4.0	6	8.6	7	8.0
	D.3.4	2-bed	73	73.1	N	N	S	2	24.4	24.5	30	30.6	3.6	4.2	6	7.7	7	8.0
	D.3.5	2-bed	73	73.1	N	N	S	2	24.4	24.5	30	30.6	3.6	4.2	6	7.7	7	8.0
	D.3.6	2-bed	73	73.0	N	Y	W/S	2	24.4	24.5	30	30.7	3.6	4.3	6	7.5	7	8.8
	D.3.7	2-bed	73	73.0	N	Y	E/N	2	24.4	24.4	30	30.6	3.6	4.2	6	7.7	7	9.5

### Block D - Unit mix



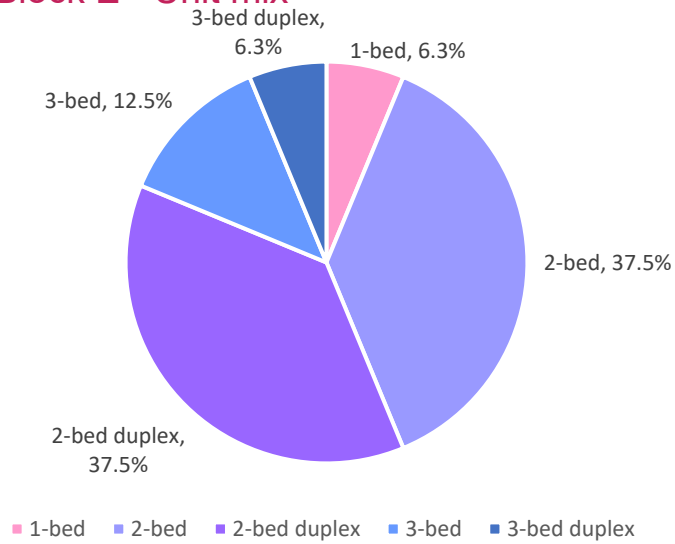
### Block D - Single / dual aspect ratio



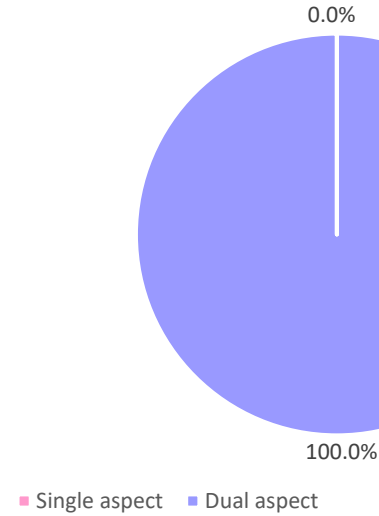
## Block E

Level	Unit number	Unit type	Unit area required (m <sup>2</sup> )	Actual unit area (m <sup>2</sup> )	10% over minimum area (Y/N)	Dual aspect (Y/N)	Aspect	Bedrooms	Aggregate bedroom area required (m <sup>2</sup> )	Actual aggregate bedroom area (m <sup>2</sup> )	Kitchen/living room area required (m <sup>2</sup> )	Actual kitchen/living room area (m <sup>2</sup> )	Living room width required (m)	Actual Living room width (m)	Storage area required (m <sup>2</sup> )	Actual storage area (m <sup>2</sup> )	Private amenity space required (m <sup>2</sup> )	Actual private amenity space (m <sup>2</sup> )
GF	E.0.1	3-bed	90	99.8	Y	Y	N/E/S	3	31.5	36.1	34	36.5	3.8	3.8	9	9.4	9	106.8
	E.0.2	2-bed	73	75.5	N	Y	N/S	2	24.4	26.0	30	30.7	3.6	3.6	6	6.3	7	95.3
	E.0.3	2-bed	73	75.5	N	Y	N/S	2	24.4	26.0	30	30.7	3.6	3.6	6	6.3	7	85.9
	E.0.4	2-bed	73	75.5	N	Y	N/S	2	24.4	26.0	30	30.7	3.6	3.6	6	6.3	7	82.8
	E.0.5	2-bed	73	75.5	N	Y	N/S	2	24.4	26.0	30	30.7	3.6	3.6	6	6.3	7	79.7
	E.0.6	2-bed	73	75.5	N	Y	N/S	2	24.4	26.0	30	30.7	3.6	3.6	6	6.3	7	77.2
	E.0.7	2-bed	73	75.6	N	Y	N/S	2	24.4	26.0	30	30.7	3.6	3.6	6	6.3	7	73.3
	E.0.8	3-bed	90	100.9	Y	Y	N/W/S	3	31.5	33.1	34	37.7	3.8	4.1	9	9.5	9	69.6
1F	E.1.1	3-bed duplex	90	102.3	Y	Y	N/E/S	3	31.5	32.3	34	36.3	3.8	3.8	9	9.0	9	54.1
	E.1.2	2-bed duplex	73	91.6	Y	Y	N/S	2	24.4	25.4	30	31.6	3.6	3.6	6	9.2	7	33.2
	E.1.3	2-bed duplex	73	91.4	Y	Y	N/S	2	24.4	25.4	30	31.6	3.6	3.6	6	9.0	7	33.2
	E.1.4	2-bed duplex	73	91.4	Y	Y	N/S	2	24.4	25.4	30	31.6	3.6	3.6	6	9.0	7	33.2
	E.1.5	2-bed duplex	73	91.4	Y	Y	N/S	2	24.4	25.4	30	31.6	3.6	3.6	6	9.0	7	33.2
	E.1.6	2-bed duplex	73	91.4	Y	Y	N/S	2	24.4	25.4	30	31.6	3.6	3.6	6	9.0	7	33.2
	E.1.7	2-bed duplex	73	91.4	Y	Y	N/S	2	24.4	25.4	30	31.6	3.6	3.6	6	9.2	7	32.2
	E.1.8	1-bed	45	54.9	Y	Y	N/W/S	1	11.4	12.2	23	24.8	3.3	4.2	3	4.0	5	26.0

### Block E - Unit mix



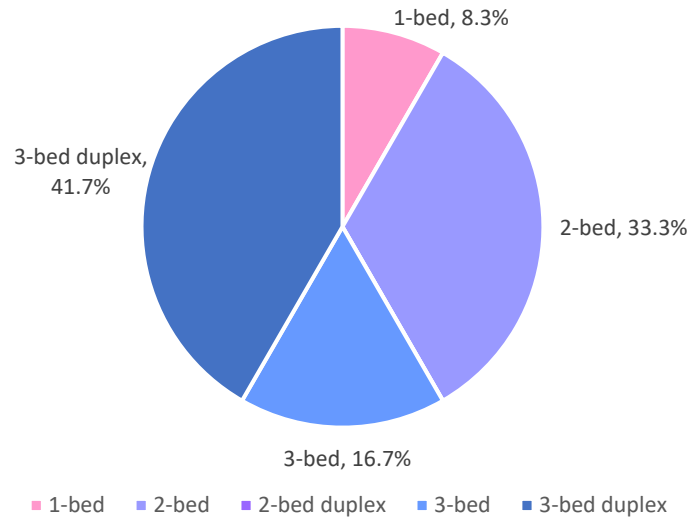
### Block E - Single / dual aspect ratio



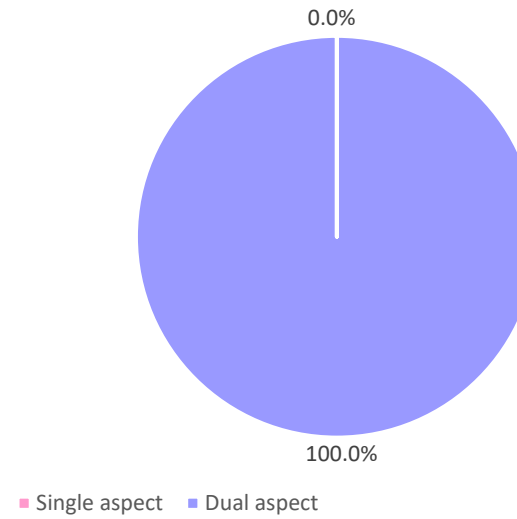
## Block F

Level	Unit number	Unit type	Unit area required (m <sup>2</sup> )	Actual unit area (m <sup>2</sup> )	10% over minimum area (Y/N)	Dual aspect (Y/N)	Aspect	Bedrooms	Aggregate bedroom area required (m <sup>2</sup> )	Actual aggregate bedroom area (m <sup>2</sup> )	Kitchen/living room area required (m <sup>2</sup> )	Actual kitchen/living room area (m <sup>2</sup> )	Living room width required (m)	Actual Living room width (m)	Storage area required (m <sup>2</sup> )	Actual storage area (m <sup>2</sup> )	Private amenity space required (m <sup>2</sup> )	Actual private amenity space (m <sup>2</sup> )
GF	F.0.1	3-bed	90	96.3	N	Y	N/E/S	3	31.5	38.0	34	34.1	3.8	4.1	9	9.0	9	47.4
	F.0.2	2-bed	73	73.9	N	Y	N/S	2	24.4	24.7	30	30.8	3.6	3.7	6	5.7	7	55.4
	F.0.3	2-bed	73	73.9	N	Y	N/S	2	24.4	24.7	30	30.8	3.6	3.7	6	5.7	7	55.4
	F.0.4	2-bed	73	73.9	N	Y	N/S	2	24.4	24.7	30	30.8	3.6	3.7	6	5.7	7	55.4
	F.0.5	2-bed	73	73.9	N	Y	N/S	2	24.4	24.7	30	30.8	3.6	3.7	6	5.7	7	55.4
	F.0.6	3-bed	90	103.1	Y	Y	N/W/S	3	31.5	37.7	34	35.8	3.8	4.5	9	10.1	9	83.2
1F	F.1.1	3-bed duplex	90	126.1	Y	Y	N/E/S	3	31.5	45.3	34	34.6	3.8	4.0	9	13.8	9	46.7
	F.1.2	3-bed duplex	90	108.2	Y	Y	N/S	3	31.5	36.1	34	36.2	3.8	3.8	9	10.1	9	23.2
	F.1.3	3-bed duplex	90	108.0	Y	Y	N/S	3	31.5	36.1	34	36.2	3.8	3.8	9	10.1	9	23.2
	F.1.4	3-bed duplex	90	108.1	Y	Y	N/S	3	31.5	36.1	34	36.2	3.8	3.8	9	10.1	9	23.2
	F.1.5	3-bed duplex	90	108.1	Y	Y	N/S	3	31.5	36.1	34	36.2	3.8	3.8	9	10.1	9	33.4
	F.1.6	1-bed	45	58.1	Y	Y	N/W/S	1	11.4	11.5	23	30.0	3.3	3.3	3	5.2	5	22.2

### Block F - Unit mix



### Block F - Single / dual aspect ratio

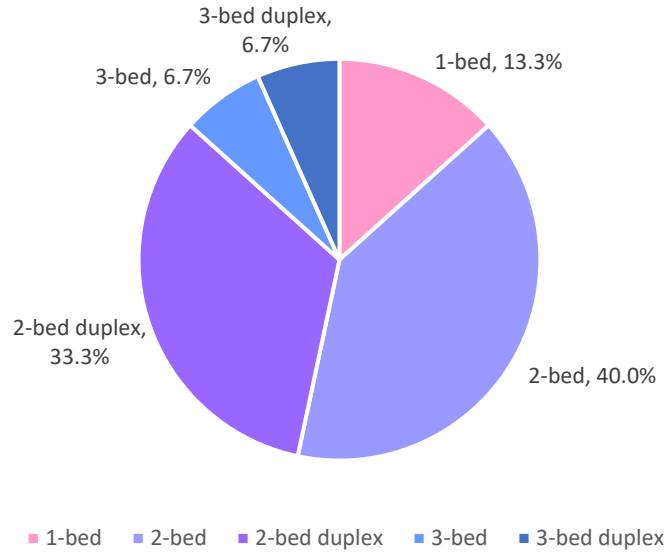


## Block G

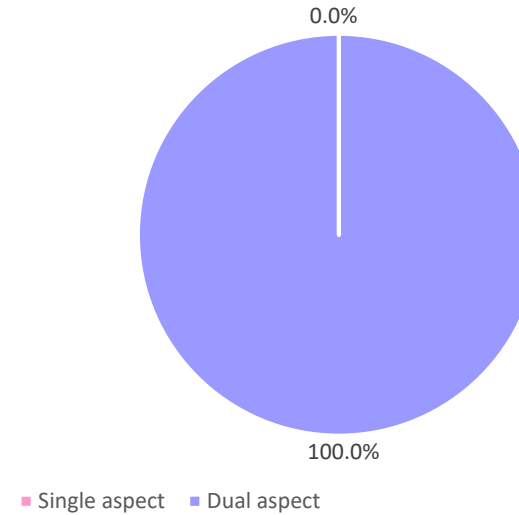
Level	Unit number	Unit type	Unit area required (m <sup>2</sup> )	Actual unit area (m <sup>2</sup> )	10% over minimum area (Y/N)	Dual aspect (Y/N)	Aspect	Bedrooms	Aggregate bedroom area required (m <sup>2</sup> )	Actual aggregate bedroom area (m <sup>2</sup> )	Kitchen/living room area required (m <sup>2</sup> )	Actual kitchen/living room area (m <sup>2</sup> )	Living room width required (m)	Actual Living room width (m)	Storage area required (m <sup>2</sup> )	Actual storage area (m <sup>2</sup> )	Private amenity space required (m <sup>2</sup> )	Actual private amenity space (m <sup>2</sup> )
GF	G.0.1	3-bed	90	99.7	Y	Y	N/E/S	3	31.5	36.4	34	36.5	3.8	3.8	9	9.0	9	74.1
	G.0.2	2-bed	73	75.5	N	Y	N/S	2	24.4	26.0	30	30.7	3.6	3.6	6	6.3	7	61.6
	G.0.3	2-bed	73	75.5	N	Y	N/S	2	24.4	26.0	30	30.7	3.6	3.6	6	6.3	7	62.0
	G.0.4	2-bed	73	75.5	N	Y	N/S	2	24.4	26.0	30	30.7	3.6	3.6	6	6.3	7	62.0
	G.0.5	2-bed	73	75.8	N	Y	N/S	2	24.4	26.0	30	30.7	3.6	3.6	6	6.3	7	62.0
	G.0.5	2-bed	73	75.5	N	Y	N/S	2	24.4	26.0	30	30.7	3.6	3.6	6	6.3	7	60.0
	G.0.7	2-bed	73	85.8	Y	Y	N/W/S	2	24.4	26.3	30	38.4	3.6	4.8	6	8.9	7	54.7
1F	G.1.1	3-bed duplex	90	101.7	Y	Y	N/E/S	3	31.5	32.1	34	36.2	3.8	3.8	9	9.1	9	54.3
	G.1.2	2-bed duplex	73	91.5	Y	Y	N/S	2	24.4	25.4	30	31.6	3.6	3.6	6	9.1	7	32.5
	G.1.3	2-bed duplex	73	91.4	Y	Y	N/S	2	24.4	25.4	30	31.6	3.6	3.6	6	9.1	7	32.4
	G.1.4	2-bed duplex	73	91.4	Y	Y	N/S	2	24.4	25.4	30	31.6	3.6	3.6	6	9.1	7	32.4
	G.1.5	2-bed duplex	73	91.4	Y	Y	N/S	2	24.4	25.4	30	31.6	3.6	3.6	6	9.1	7	32.4
	G.1.6	2-bed duplex	73	91.4	Y	Y	N/S	2	24.4	25.4	30	31.6	3.6	3.6	6	9.1	7	32.1
	G.1.7	1-bed	45	62.8	Y	Y	N/W/S	1	11.4	16.3	23	30.0	3.3	3.8	3	5.7	5	30.5
2F	G.2.1	1-bed	45	62.7	Y	Y	N/W/S	1	11.4	16.3	23	30.0	3.3	3.8	3	5.7	5	9.3



### Block G - Unit mix



### Block G - Single / dual aspect ratio

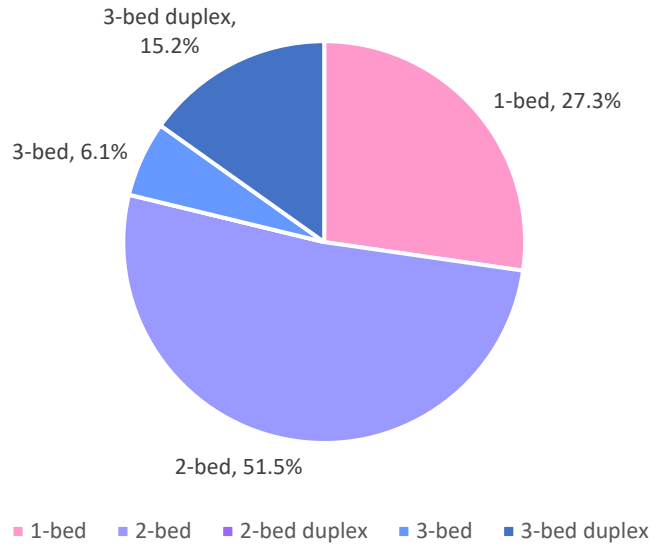


## Block H

Level	Unit number	Unit type	Unit area required (m <sup>2</sup> )	Actual unit area (m <sup>2</sup> )	10% over minimum area (Y/N)	Dual aspect (Y/N)	Aspect	Bedrooms	Aggregate bedroom area required (m <sup>2</sup> )	Actual aggregate bedroom area (m <sup>2</sup> )	Kitchen/living room area required (m <sup>2</sup> )	Actual kitchen/living room area (m <sup>2</sup> )	Living room width required (m)	Actual Living room width (m)	Storage area required (m <sup>2</sup> )	Actual storage area (m <sup>2</sup> )	Private amenity space required (m <sup>2</sup> )	Actual private amenity space (m <sup>2</sup> )
GF	H.0.1	2-bed	73	76.2	N	Y	E/N	2	24.4	25.7	30	31.2	3.8	3.6	6	6.7	7	22.2
	H.0.2	2-bed	73	74.0	N	Y	E/W	2	24.4	24.8	30	30.8	3.6	3.6	6	6.1	7	36.4
	H.0.3	2-bed	73	73.9	N	Y	E/W	2	24.4	24.8	30	30.8	3.6	3.6	6	6.0	7	43.8
	H.0.4	2-bed	73	74.0	N	Y	E/W	2	24.4	24.9	30	30.7	3.6	3.6	6	6.0	7	39.4
	H.0.5	2-bed	73	74.1	N	N	E	2	24.4	24.8	30	29.9	3.6	4.8	6	6.2	7	21.7
	H.0.6	2-bed	73	73.0	N	N	E	2	24.4	25.2	30	30.5	3.6	4.4	9	6.7	7	12.4
	H.0.7	2-bed	73	76.6	N	Y	W/S	2	24.4	25.1	30	30.3	3.6	4.1	6	7.4	7	13.5
	H.0.8	1-bed	45	49.5	Y	N	W	1	11.4	11.9	34	23.8	3.8	3.3	3	3.7	5	5.9
	H.0.9	2-bed	73	74.5	N	Y	W/N	2	24.4	24.6	30	30.4	3.6	4.2	6	6.2	7	8.3
	H.0.10	1-bed	45	52.8	Y	Y	E/N	1	11.4	12.0	23	25.5	3.3	3.3	3	3.2	5	8.3
1F	H.1.1	3-bed duplex	90	116.2	Y	Y	E/W	3	31.5	41.5	34	35.4	3.8	4.2	9	11.0	9	22.3
	H.1.2	3-bed duplex	90	108.0	Y	Y	E/W	3	31.5	35.7	34	36.2	3.8	3.8	9	10.0	9	19.5
	H.1.3	3-bed duplex	90	108.3	Y	Y	E/W	3	31.5	36.2	34	36.2	3.8	3.8	9	10.0	9	19.5
	H.1.4	3-bed duplex	90	108.2	Y	Y	E/W	3	31.5	36.0	34	36.3	3.8	3.8	9	10.0	9	19.5
	H.1.5	3-bed	90	97.6	N	Y	E/W	3	31.5	34.1	34	34.6	3.8	3.8	9	9.8	9	10.7
	H.1.6	2-bed	73	73.0	N	N	E	3	31.5	25.2	34	30.5	3.8	4.4	9	6.7	9	7.6
	H.1.7	2-bed	73	76.7	N	Y	W/S	2	11.4	25.1	23	30.3	3.3	4.1	3	7.5	5	8.3
	H.1.8	1-bed	45	49.5	Y	N	W	1	11.4	11.9	30	23.8	3.6	4.7	6	3.7	7	6.0
	H.1.9	2-bed	73	74.5	N	Y	W/N	2	24.4	24.6		30.3		4.7		6.2		8.0
	H.1.10	1-bed	45	52.8	Y	Y	E/N	1	11.4	12.0		25.5		3.8		3.2		8.0
2F	H.2.1	3-bed	90	97.7	N	Y	E/W	3	11.4	34.1	23	34.7	3.3	3.8	3	9.8	5	10.7
	H.2.2	2-bed	73	73.0	N	N	E	2	24.4	25.2		30.5		4.4		6.7		7.7
	H.2.3	2-bed	73	76.7	N	Y	W/S	2	24.4	25.1		30.3		4.1		7.5		8.3
	H.2.4	1-bed	45	49.5	Y	N	W	1	11.4	11.9		23.8		4.7		3.7		5.9

Level	Unit number	Unit type	Unit area required (m <sup>2</sup> )	Actual unit area (m <sup>2</sup> )	10% over minimum area (Y/N)	Dual aspect (Y/N)	Aspect	Bedrooms	Aggregate bedroom area required (m <sup>2</sup> )	Actual aggregate bedroom area (m <sup>2</sup> )	Kitchen/living room area required (m <sup>2</sup> )	Actual kitchen/living room area (m <sup>2</sup> )	Living room width required (m)	Actual Living room width (m)	Storage area required (m <sup>2</sup> )	Actual storage area (m <sup>2</sup> )	Private amenity space required (m <sup>2</sup> )	Actual private amenity space (m <sup>2</sup> )
	H.2.5	2-bed	73	74.5	N	Y	W/N	2	24.4	24.6		30.4	4.7		6.2		7.9	
	H.2.6	1-bed	45	52.8	Y	Y	E/N	1	11.4	12.0		25.5	3.3		3.2		7.9	
3F	H.3.1	2-bed	73	73.0	N	Y	E/S	2	24.4	25.2		30.5	4.4		6.7		7.7	
	H.3.2	2-bed	73	76.7	N	Y	W/S	2	24.4	25.1		30.3	4.1		7.5		8.3	
	H.3.3	1-bed	45	49.5	Y	N	W	1	11.4	11.9		23.8	3.3		3.7		5.9	
	H.3.4	2-bed	73	74.5	N	Y	W/N	2	24.4	24.6		30.4	4.7		6.2		8.0	
	H.3.5	1-bed	45	52.8	Y	Y	E/N	1	11.4	12.0		25.4	3.3		3.2		8.0	
	H.3.6	1-bed	45	56.6	Y	Y	E/W	1	11.4	13.2		30.3	3.6		3.1		18.0	

### Block H - Unit mix



### Block H - Single / dual aspect ratio

